

University of Central Florida

Status of Projects – August 2018

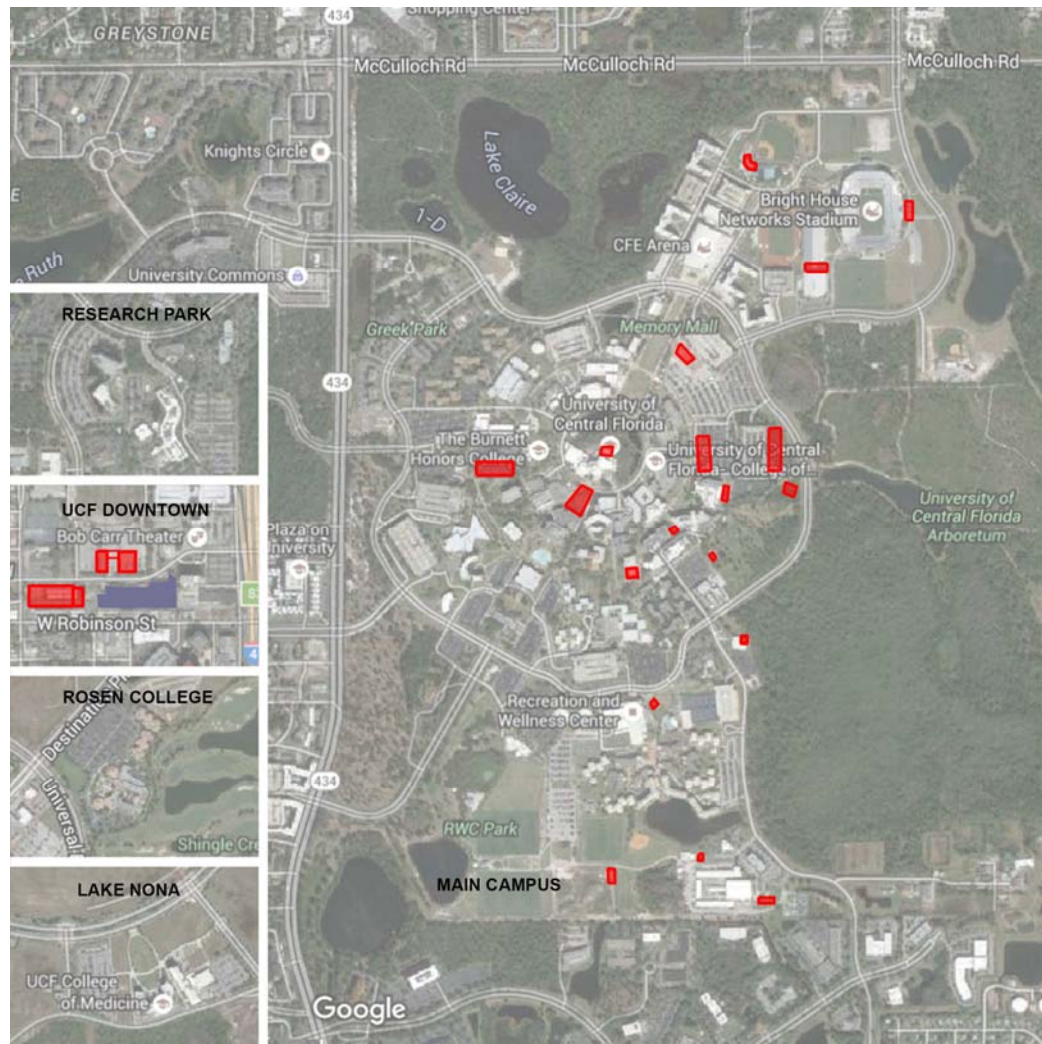


UCF Status of Projects Update August 2018

Project Statistics 2014 to 2018

University of Central Florida

Status of Projects – August 2018



675,060gsf+

NEW CONSTRUCTION

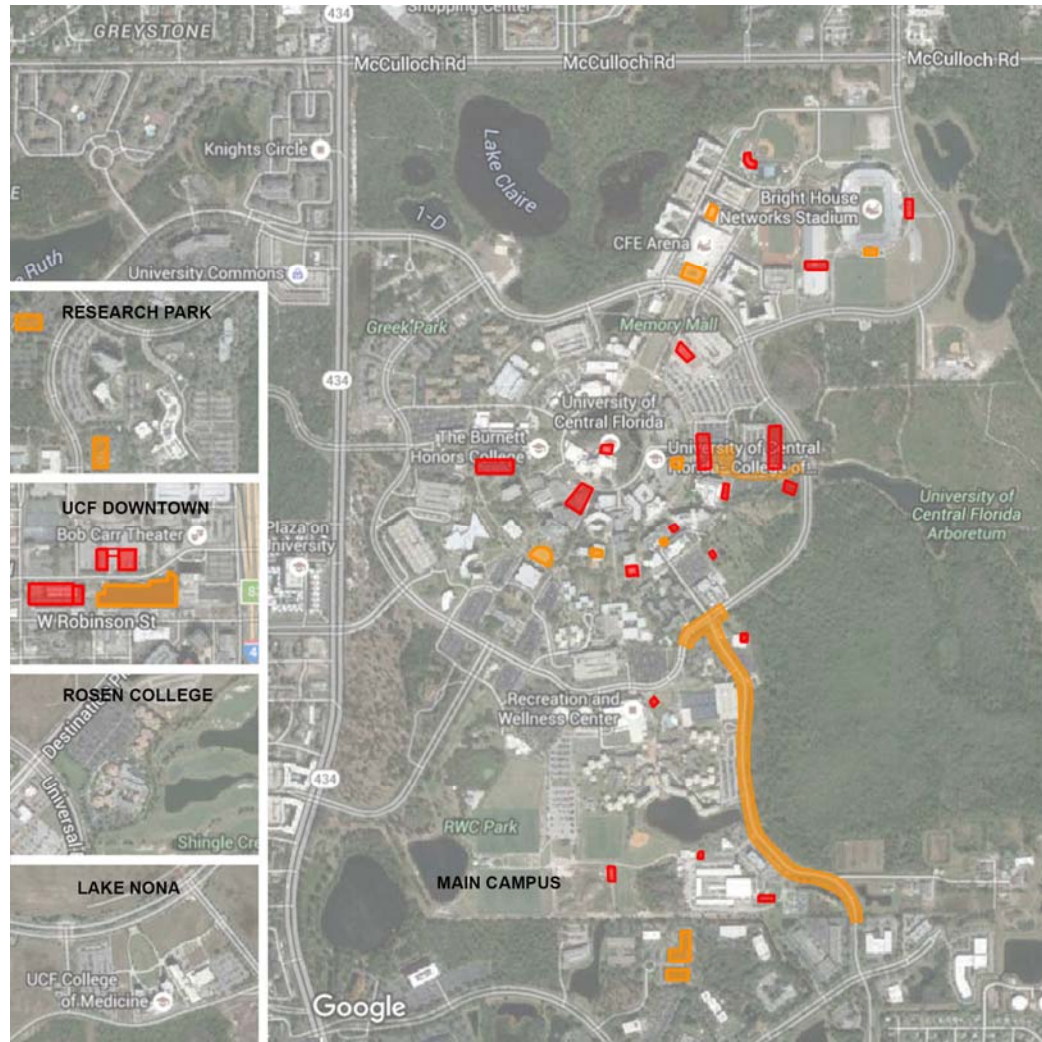
Spectrum Stadium East Club – 10,000 gsf
 Theater Addition – 1,400gsf
 WDSCAL – 21,000gsf
 Global UCF – 54,000gsf
 Student Health Center Expansion – 11,000gsf
 Pollo Tropical – 3,500gsf
 Band Building – 4,000gsf
 Arboretum Greenhouse – 960gsf
 Library Phase 1 – 21,000gsf
 Library Phase 1A – 40,000gsf
 Student Union Expansion – 28,300gsf
 Baseball Expansion – 18,400gsf
 District Energy Plant IV – 11,000gsf
 Research I – 105,000gsf
 Trevor Colbourn Hall – 137,000gsf
 Facilities and Safety 16F – 10,000gsf
 Wayne Densch 77 Expansion – 37,000gsf
 CREOL Expansion – 13,500gsf
 Downtown Academic Commons – 148,000gsf

*does not include Parking Garage C expansion
or UCF Downtown Parking Garage*

2014 to 2018 Project Statistics - RED = New Construction

University of Central Florida

Status of Projects – August 2018



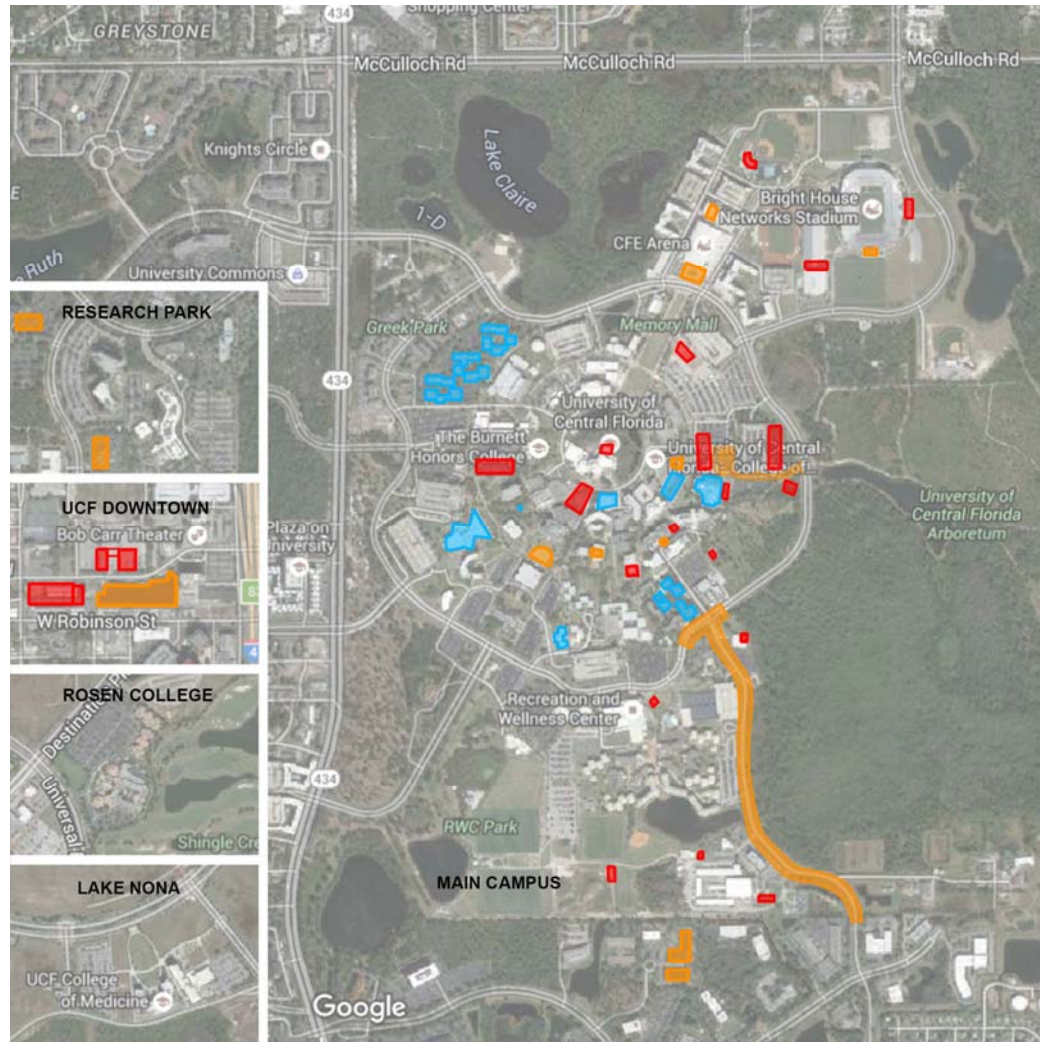
721,200gsf+

RENOVATIONS

Minor Project Renovations (581,200gsf +)
Bennett Buildings
Partnership IV
Partnership V
Libra Road
Engineering I HVAC
Mathematical Sciences HVAC
Venue HVAC
Reflecting Pond
Arena Plaza

University of Central Florida

Status of Projects – August 2018



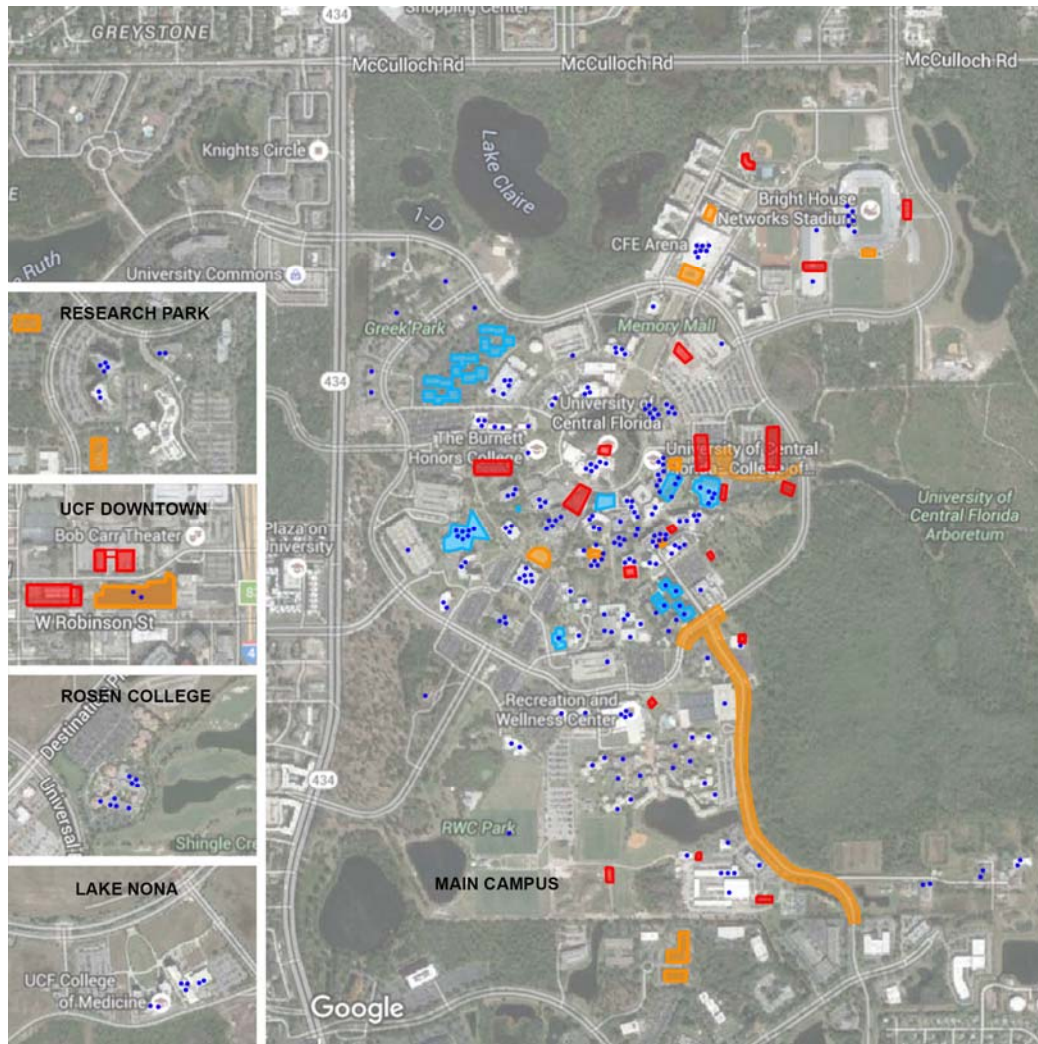
325,340gsf+
ROOF REPLACEMENTS

Engineering I
CREOL
Education Complex
College of Sciences
Polk Hall
Flagler Hall
Osceola Hall
Citrus Hall
Sumner Hall
Lake Claire Complex
Outdoor Study Pavilion

2014 to 2018 Project Statistics - LIGHT BLUE = Roof Replacements

University of Central Florida

Status of Projects – August 2018



808
COMPLETED PROJECTS

+

367
ACTIVE AND
ACTIVE CLOSE-OUT

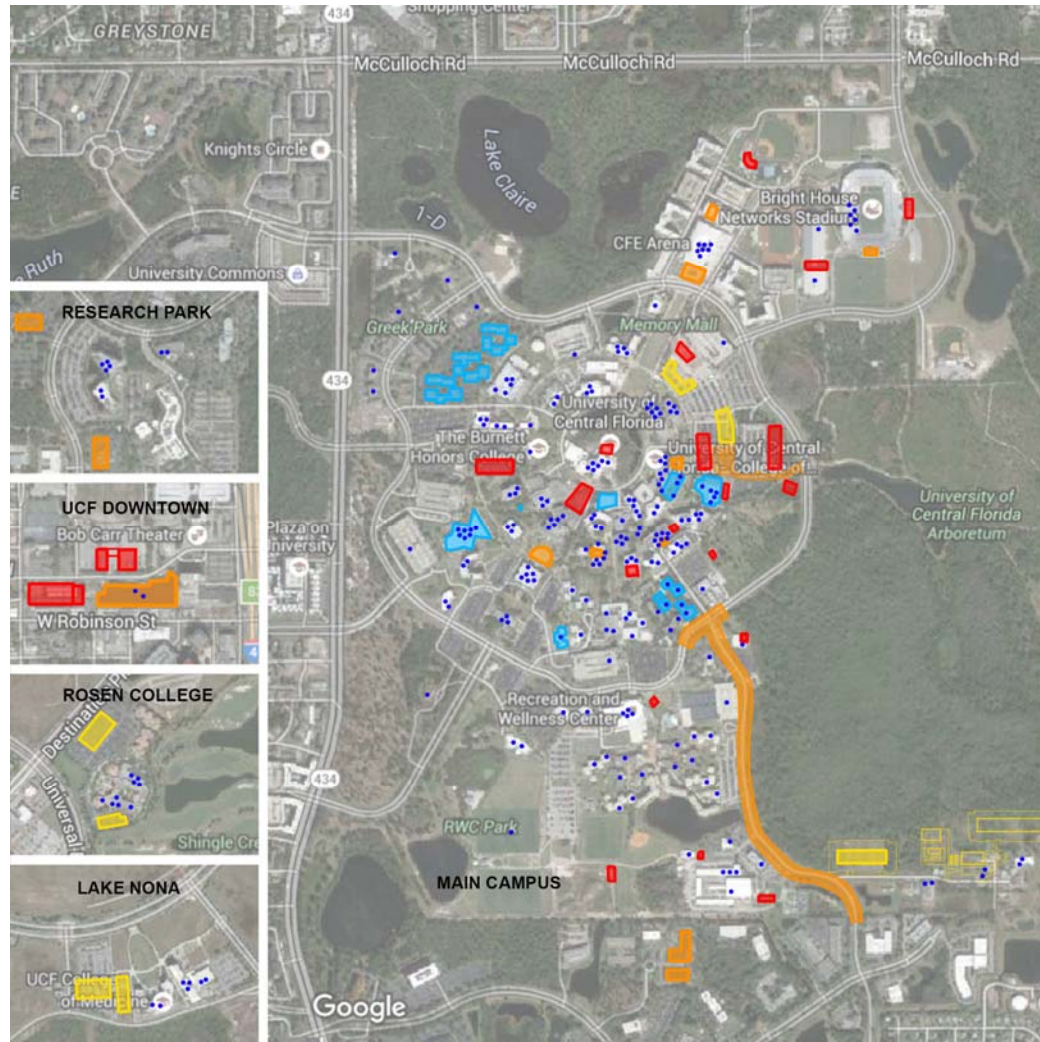
WITH ONLY

8-14
PROJECT MANAGERS

2014 to 2018 Project Statistics – DARK BLUE DOTS = Minor Projects

University of Central Florida

Status of Projects – August 2018



\$566 million

PROJECTS IN PLANNING FY 2019-2023

New Construction

Main Campus

- Science, Engineering, and Commercialization Facility (Research II)
- Active Learning, Teaching Lab, and Maker Space Facility (Learning Laboratory)

Academic Health Sciences Center

- College of Nursing and Health Sciences
- Parking Garage

Rosen College of Hospitality Management

- Rosen Education Facility
- Parking Garage

Athletics

- Roth Athletics Center
- Kenneth G. Dixon Athletic Village Enhancements

Ara Drive Masterplan

- Partnership Campus

University of Central Florida

Status of Projects – August 2018

UCF Facilities Planning and Construction
and UCF Downtown Facilities Team

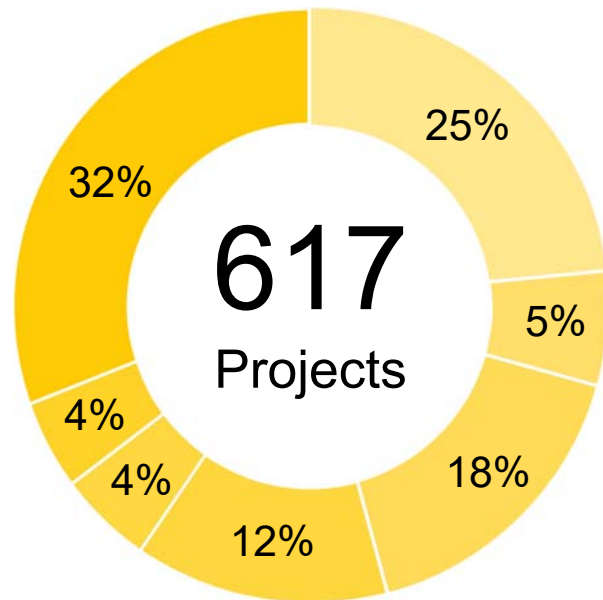


Project Statistics 2017-18

University of Central Florida

Status of Projects – August 2018

April 2017 to April 2018



Design – 154



Permit - 31



Construction - 109



Close-out - 73



Awaiting Customer Approval - 27



Temporary Hold - 27



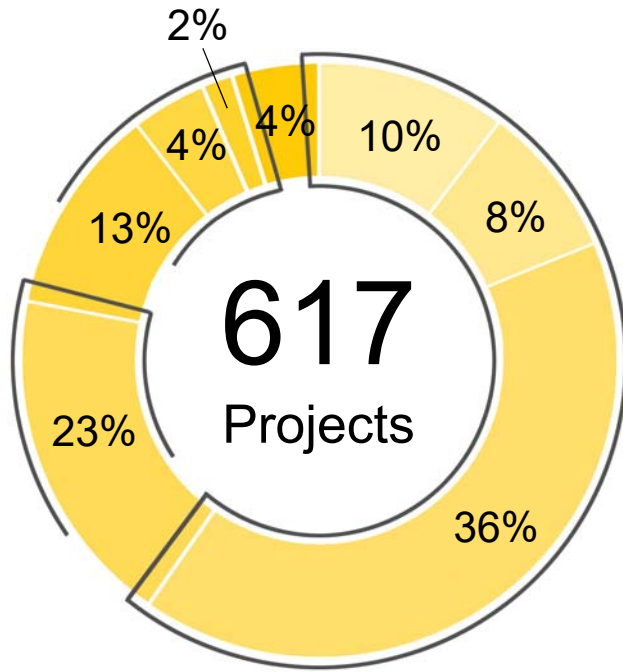
COMPLETED - 196

**367
ACTIVE
PROJECTS**

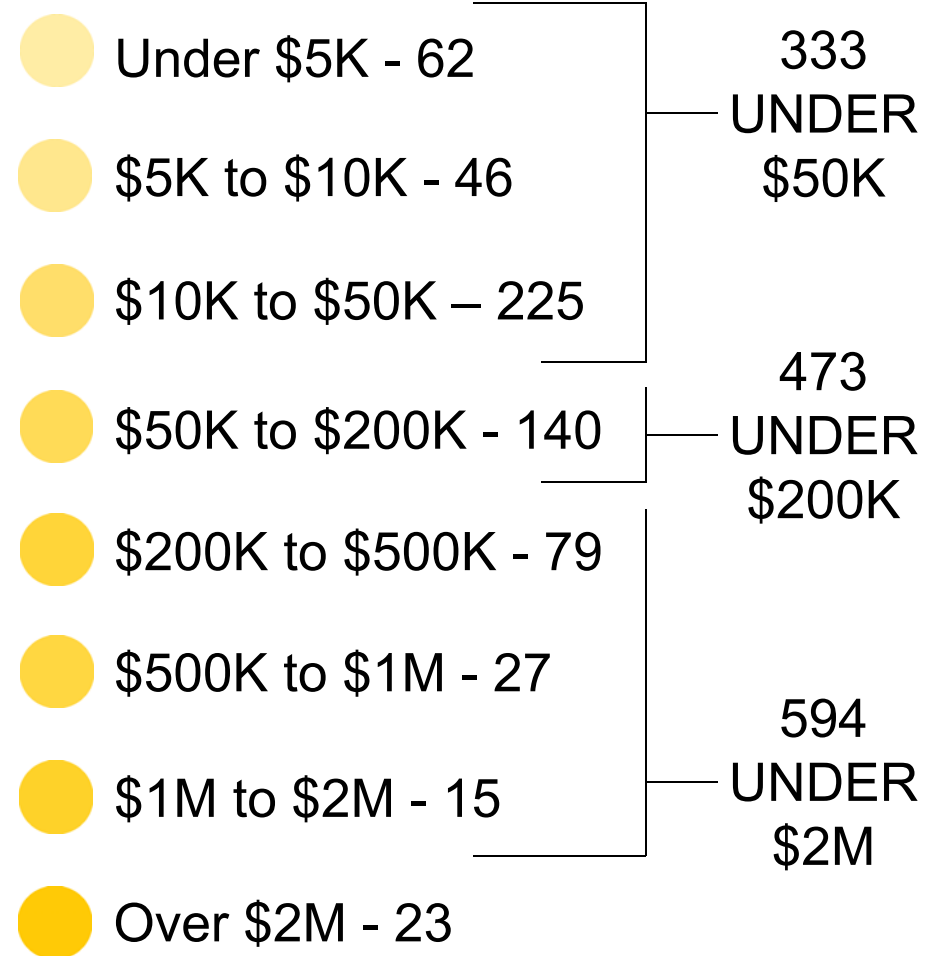
University of Central Florida

Status of Projects – August 2018

April 2017 to April 2018




54% UNDER \$50K
77% UNDER \$200K
96% UNDER \$2M



SAMPLE MINOR PROJECTS

University of Central Florida

Status of Projects – August 2018



Electron Microscope Power



Engineering Lathe Power

Architect: RLF

Contractor: RCG

Project Cost: \$11K

Engineer: N/A

Contractor: Territo

Project Cost: \$1,783

University of Central Florida

Status of Projects – August 2018



Anatomy Lab

Engineer: TLC

Contractor: Johnson Laux

Project Cost: \$223K

Funding Source: College/Tech Fee/F&S



University of Central Florida

Status of Projects – August 2018

49 CLASSROOMS RENOVATED
WITH TECHNOLOGY FEE FUNDS

University of Central Florida

Status of Projects – August 2018



Visual Arts Kilns

Architect: Long


Contractor: ACY

Project Cost: \$324K

Funding Source: College/Tech Fee

University of Central Florida

Status of Projects – August 2018



Partnership I Office Renovation

Architect: SchenkelShultz Contractor: ACY Project Cost: \$56K



Business Administration Donor Wall

Architect: KMF Contractor: CPPI Project Cost: \$150K



University of Central Florida

Status of Projects – August 2018



Provost Suite Renovation

Architect/Interiors: Long/Ramski


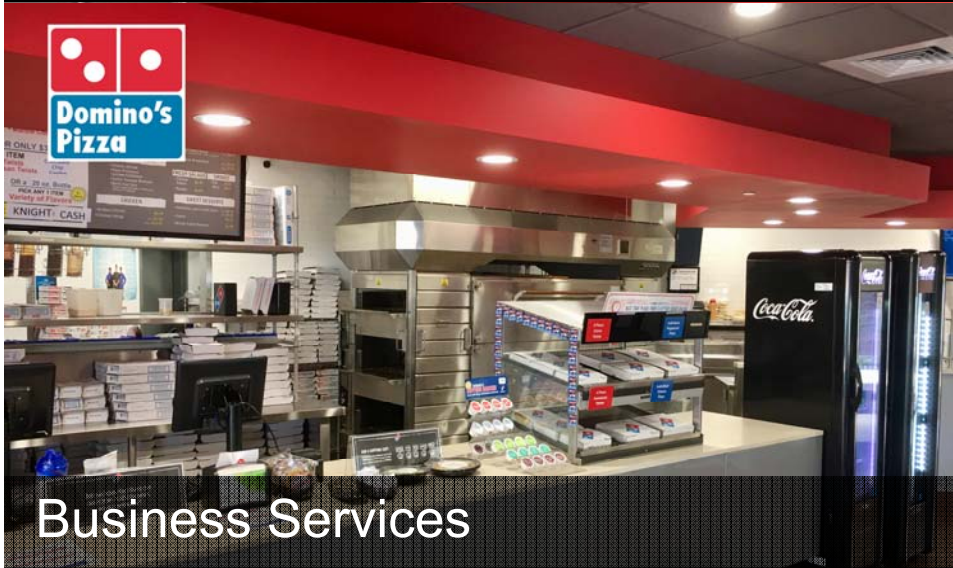

Contractor: Merritt

Project Cost: \$465K

Funding Source: University, Carry Forward

University of Central Florida

Status of Projects – August 2018



Business Services

Architect: Varies

Contractor: Varies

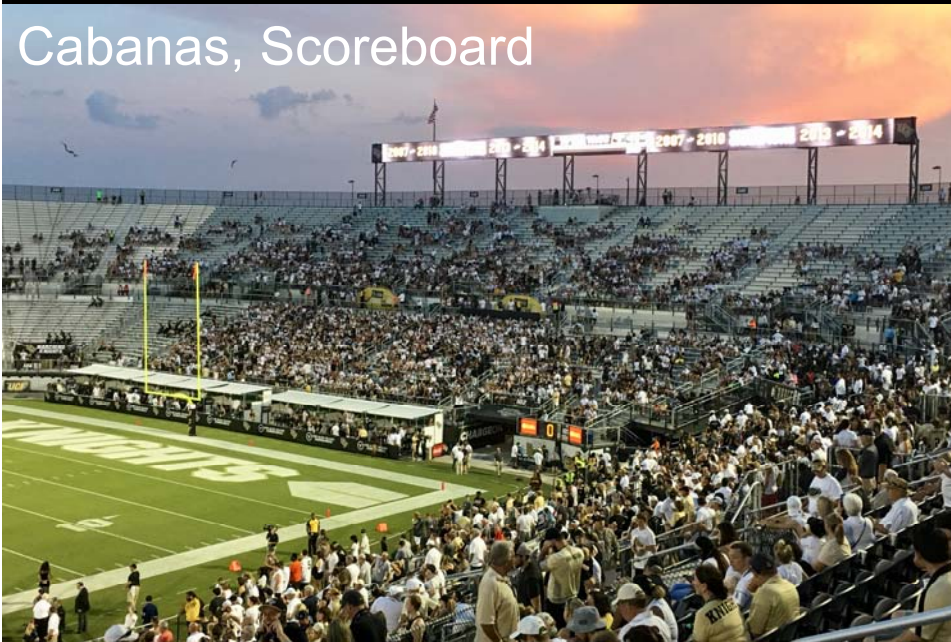
Project Cost: Varies

Funding Source: Business Services

University of Central Florida

Status of Projects – August 2018

Cabanas, Scoreboard



Spectrum Stadium Club



Donor Signage



Spectrum Signage



Nicholson Fieldhouse
HVAC



Architect: Varies

Contractor: Varies

Project Cost: Varies

Funding Source: Athletics

University of Central Florida

Status of Projects – August 2018



Engineering Re-Roof

Engineer: CMC

Contractor: RSS Solutions

Project Cost: \$839K


Funding Source: Carry Forward

University of Central Florida

Status of Projects – August 2018



Libra Boiler Replacement



Biology Building Generator

Engineer: Matern Contractor: Merritt Project Cost: \$212K

Engineer: SWC Contractor: Wharton Smith Project Cost: \$1.2M

University of Central Florida

Status of Projects – August 2018



Reflecting Pond

Engineer: SWC

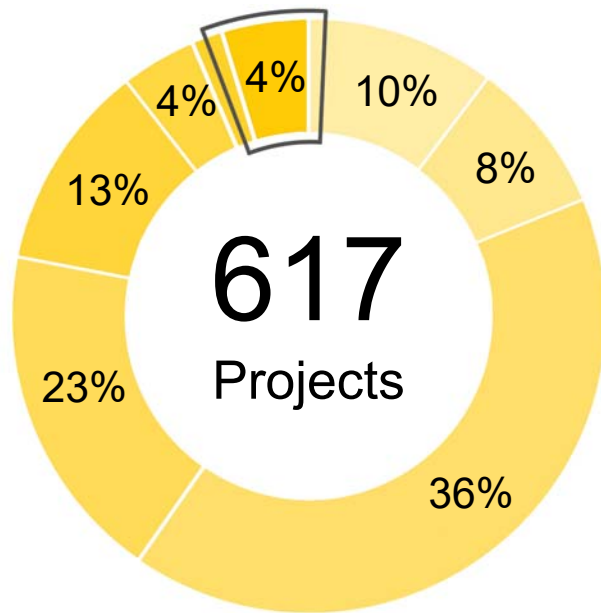
Contractor: Canaveral

Project Cost: \$2.2M

Funding Source: Carry Forward

University of Central Florida

Status of Projects – August 2018



4% OVER \$2M

- Under \$5K
- \$5K to \$10K
- \$10K to \$50K
- \$50K to \$200K
- \$200K to \$500K
- \$500K to \$1M
- \$1M to \$2M
- Over \$2M

MAJOR PROJECTS

University of Central Florida

Status of Projects – August 2018



Research I

Architect: Ponikvar

Contractor: CPPI

Project Cost: \$53M

Funding Source: University



University of Central Florida


Status of Projects – August 2018



Research I

University of Central Florida

Status of Projects – August 2018



Facilities and Safety Building 16F

Architect: SchenkelShultz


Contractor: Heard

Project Cost: \$2.3M

Funding Source: Surplus and Carry Forward

University of Central Florida

Status of Projects – August 2018



Engineering I HVAC Renovation



Engineer: SGM

Contractor: Barr and Barr


Project Cost: \$4.2M

Funding Source: PECO



University of Central Florida

Status of Projects – August 2018



District Energy Plant IV

Architect: RLF

Contractor: CPPI


Project Cost: \$15M

Funding Source: University



University of Central Florida


Status of Projects – August 2018



District Energy Plant IV

University of Central Florida

Status of Projects – August 2018



John Euliano Baseball Stadium Expansion

Architect: DLR

Contractor: Skanska

Project Cost: \$3.6M

Funding Source: Donor

University of Central Florida

Status of Projects – August 2018



Trevor Colbourn Hall

Architect: SchenkelShultz

Contractor: Pirtle

Project Cost: \$39M

Funding Source: University



University of Central Florida

Status of Projects – August 2018



Trevor Colbourn Hall

University of Central Florida

Status of Projects – August 2018




Trevor Colbourn Hall



UCF

University of Central Florida

Status of Projects – August 2018



CREOL Building Expansion

Architect: RLF

Contractor: Robins and Morton

Project Cost: \$6.8M

Funding Source: University



University of Central Florida

Status of Projects – August 2018



Roth Athletic Center

Engineer: Cape Design

Contractor: Wharton Smith

Project Cost: \$11.6M

Funding Source: Donor



University of Central Florida

Status of Projects – August 2018



Garvy Center for Student Athlete-Nutrition

Architect: KZF

Contractor: CPPI

Project Cost: \$2.7M

Funding Source: Donor

University of Central Florida

Status of Projects – August 2018



John C. Hitt Library Expansion, Phase 1

Architect: Holzman Moss Bottino

Contractor: Turner

Project Cost: \$19.3M PH1

Funding Source: CITF



University of Central Florida

Status of Projects – August 2018



John C. Hitt Library Expansion



Automated Retrieval Center

University of Central Florida

Status of Projects – August 2018



John C. Hitt Library Expansion, Phase 1A

Architect: Holzman Moss Bottino

Contractor: Turner

Project Cost: \$20.8M PH1A

Funding Source: CITF



University of Central Florida

Status of Projects – August 2018



John C. Hitt Library Expansion, Phase 1A

University of Central Florida

Status of Projects – August 2018



Student Union Expansion

Architect: Zyscovich Contractor: CPPI Project Cost: \$18.5M Funding Source: Student Union, Aramark, and Business Services



University of Central Florida

Status of Projects – August 2018



Student Union Expansion



UCF

University of Central Florida

Status of Projects – August 2018



Partnership IV



Partnership V

Architect: RLF

Contractor: Robins and Morton

Project Cost: \$42M

Funding Source: PECO

University of Central Florida

Status of Projects – August 2018



UCF Hotel and Conference Center

Architect: Baker Barrios

Contractor: Batson Cook

Project Cost: Confidential

Funding Source: Private



University of Central Florida

Status of Projects – August 2018



UCF Downtown Center for Emerging Media Renovations

Architect: SchenkelShultz

Contractor: TBD

Project Cost: \$5M

Funding Source: University

University of Central Florida

Status of Projects – August 2018



Dr. Phillips Academic Commons

UCF DOWNTOWN

Architect: SchenkelShultz and RAMSA Contractor: Skanska Project Cost: \$61.3M Funding Source: University, PECO, and Donor



University of Central Florida

Status of Projects – August 2018



UCF Downtown Parking Garage

UCF DOWNTOWN

Architect: Walker Parking and CT Hsu

Contractor: PCL Construction


Project Cost: \$13.5M

Funding Source: University



University of Central Florida

Status of Projects – August 2018



UCF Downtown Central Energy Plant

UCF DOWNTOWN



Architect: RLF

Contractor: Robins & Morton

Project Cost: \$12.3M

Funding Source: University

University of Central Florida

Status of Projects – August 2018



Architect: BBA and CannonDesign

Contractor: Batson-Cook

Project Cost: N/A

Funding Source: Privately Owned



CONCEPTS

University of Central Florida

Status of Projects – August 2018



Planning: UCF – Research Needs, Roadwork, Wetland Mitigation

University of Central Florida

Status of Projects – August 2018



Academic Health Sciences Center

Planning: UCF – College of Nursing and Health Sciences, Parking Garage, Temporary Parking

University of Central Florida

Status of Projects – August 2018



Rosen College of Hospitality Management

Planning: UCF – Rosen Education Facility, Parking Garage

University of Central Florida

Status of Projects – August 2018



**UNDER
CONSTRUCTION**

University of Central Florida

Status of Projects – August 2018

Observations Requiring Immediate Action

- Minor Project Planning and Programming
- Project Manager Workload
- Evaluation of Proposals
- Refinement of GC Quotes
- Contract Closeout and Transition
- EHS Staffing Needs
- Financial and Schedule Progress Reports

External Requirement

Funding Requests Submitted

Completed

Completed

Completed

Working with ORC

eBuilder in place, reports to be created

Other Recommendations

- Project Manager Manual
- Standardized Reporting
- Project Management Software
- Lessons Learned Capture
- Project Manager Career Development
- Training Material
- Delivery Method Selection
- Contract Templates

Completed

eBuilder in place, reports to be created

eBuilder – Completed

Ongoing

Ongoing

In Progress

Completed

Ongoing

University of Central Florida

Status of Projects – August 2018

Other Recommendations (continued)

- | | |
|--|--|
| • <u>Change Management</u> | Ongoing |
| • <u>Outreach Efforts</u> | Ongoing |
| • <u>In-house Estimating</u> | Completed |
| • <u>Contractor Cost Estimate Evaluation</u> | Ongoing |
| • <u>Financial Accounting Module</u> | eBuilder - Completed |
| • <u>Historical Project Cost Capture</u> | Ongoing |
| • <u>Field Progress Capture</u> | Ongoing |
| • <u>Scheduling Standard</u> | eBuilder - Completed |
| • <u>Contractor Schedule Evaluation</u> | Ongoing |
| • <u>Schedule Tracking</u> | eBuilder - Completed |
| • <u>Scalable Project Risk Management</u> | eBuilder in place, reports to be created |
| • <u>Issue Management Process</u> | eBuilder in place, reports to be created |
| • <u>Program Level Reporting</u> | eBuilder in place, reports to be created |
| • <u>Document Management</u> | Ongoing |
| • <u>Quality Management Empowerment</u> | Completed |
| • <u>Quality Management Guidance</u> | Ongoing |

University of Central Florida

Status of Projects – August 2018

Key Volume Indicators (KVIs)

Number of Open Projects	617
Planning/Design	154
Permitting	31
Construction	109
Close-out	73
Awaiting Customer	27
Temporary Hold	27
Completed	196

Value of Open Projects	\$323,845,199
Planning/Design	\$30,276,940
Permitting	\$2,017,077
Construction	\$186,931,418
Close-out	\$74,094,181
Awaiting Customer	\$2,215,213
Temporary Hold	\$9,825,810
Completed	\$18,484,560

Number of Project Managers (PM)	12
Number of Assistant Project Managers (APM)	2
Number of Active Projects per PM/APM	26.2

University of Central Florida

Status of Projects – August 2018

Key Performance Indicators (KPIs)

Budget	Target	Actual
Average number / % cost of change orders per project, by type	< 2 / < 10%	1.7 / 8.8%
Percent of projects completed on budget	> 95%	97.7%
Percent budget variance	< 5%	7.2%
Percent saved in project audit and negotiations	> 2%	2.2%
Percent unused contingencies	> 5%	7.2%

Time	Target	Actual
Percent of projects completed on time	> 95%	91.4%
Percent of active projects with no discernable advancement	< 2%	1.1%
Percent of projects canceled due to time issues	< 1%	2.2%
Average time to pay contractors	< 30 days	26.8 days
Average time awaiting information from customer	< 10 days	21 days

Quality	Target	Actual
Average FP&C customer satisfaction scores for planning, design, and construction	> 90%	92.0%
Average Contractor customer satisfaction scores for construction	> 90%	84.0%
Time to complete all punch list items	< 30 days	42.2 days
Number of unapproved deviations per project	< 1	0.4%
Percent dollar value of errors and omissions / total value of project	< 1%	0.8%

Hot Issues	Target	Actual
LEED Gold achieved on eligible projects	100%	100%
Percentage of projects that support Collective Impact	90%	92.2%

* data shown above is example, not actual data

University of Central Florida

Status of Projects – August 2018



UCF Status of Projects Update August 2018